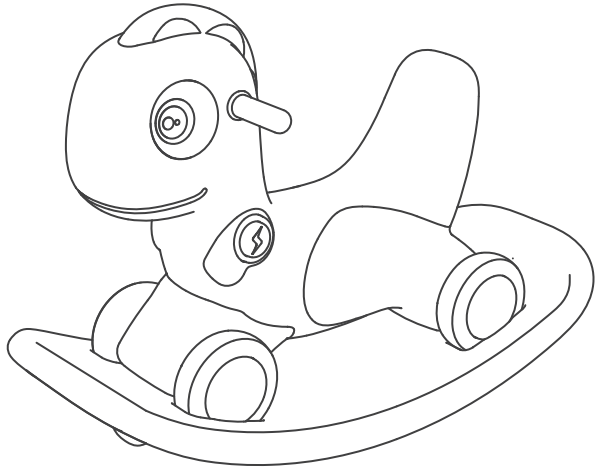




ROCKING HORSE RIDER

Enjoying the product?

Tag @pregobabymalaysia on Facebook and Instagram to share your moments.



Prego Manufacturing Warranty

Visit www.pregobaby.com.my/warranty-registration to register your product warranty

ATTENTION!

We strongly advise you to read all instructions before assembly and use. If you have concern or question, please contact Prego customer service on www.pregobaby.com.my


IMPORTANT!

1. Adult assembly required.
2. Please read all instructions before assembly and use of the product.
3. Care should be taken in unpacking and assembly.
4. Examine product frequently for damaged, missing or loose parts.
5. DO NOT use if any parts are missing, damaged or broken.

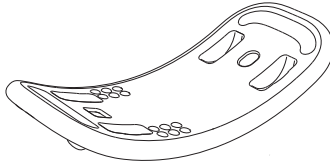
WARNING!

1. This product is suitable for a child at least 2 years old and weight not exceeding 25kg.
2. Please wipe and clean the toy with mild soap before use.
3. Always provide the supervision necessary for the continued safety of your child.
4. Do not use the product on uneven surface.
5. Do not sit more than one child in the product.
6. To avoid strangulation, do not place items with a string around your child's neck, suspend strings from this product, or attach strings to toys.
7. Do not place the product near a window where cords from blinds or drapes can strangle a child.
8. To avoid suffocation, remove plastic bag and packaging materials before using this product. The plastic bag and packaging materials should then be kept away from babies and children.
9. Never use the product if there are loose or missing parts or broken parts. Check periodically before use.
10. Never use a water mattress with this product.

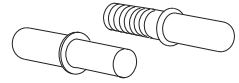
WHAT'S IN THE BOX



Rocking horse



Rocking Plate

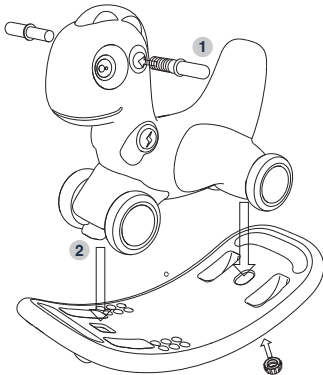


Handle x2



Screw x2

ASSEMBLING GUIDE



- 1 Install both handles on left and right.
- 2 Install rocking horse on the rocking plate as shown on the picture and tighten with screws.

CARE AND MAINTENANCE

1. Rocking horse can be wiped and cleaned with damp cloth and soapy water. Do not use aggressive cleaning agents to clean the product.
2. Avoid placing rocking horse under direct sunlight. Excessive exposure to sun or heat could cause fading or warping of parts.